

ATA Terra grow guide

dosage on 1 litre water






PH: 6.0 - 6.5

Atami B.V. Huisbergenweg 7-9, 5249JR Rosmalen, the Netherlands

0091544

EC: 1.2 - 2.2

t.+31 (0)73 52 23256 f.+31 (0)73 52 13259 e. info@atami.com i. www.atami.com

WEEK:	1	2	3	4	5	6	7	8	9	10
LIGHT:	18 h	12 h	12 h	12 h	12 h	12 h	12 h	12 h	12 h	
	Rootfast 1 - 5 ml									
			ATA Zyme 1 - 3 ml							
	Terra Leaves 1 - 5 ml									
			Terra Max 1 - 5 ml							
			ATA XL 1 - 1,5 ml							
			ATA PK 13/14 1 - 2 ml							
	ATA Clean 0,05 - 0,1 ml									

