

ATA Awa A&B grow guide

dosage on 1 litre water









PH: 5.2 - 5.5

Atami B.V. Huisbergenweg 7-9, 5249JR Rosmalen, the Netherlands

0091546

EC: 1.2 - 2.2

t.+31 (0)73 52 23256 f. +31 (0)73 52 13259 e. info@atami.com i. www.atami.com

WEEK:	1	2	3	4	5	6	7	8	9	10
LIGHT:	18 h	12 h	12 h	12 h	12 h	12 h	12 h	12 h	12 h	
	Rootfast 1 - 5 ml									
	Atazyme 1 - 3 ml									
	ATA Awa Leaves A&B A 1 - 4 ml B 1 - 4 ml									
	ATA Awa Max A&B A 2 - 4 ml B 2 - 4 ml									
	ATA-XL 1 - 1,5 ml									
	ATA- PK 1 - 2 ml									
	ATA- Clean 0,05 - 0,1 ml									

